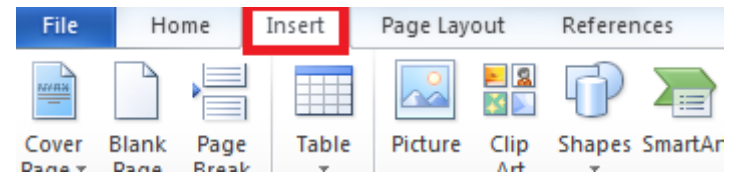
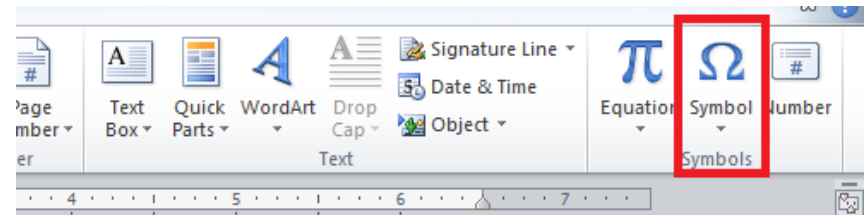


Inserting symbols

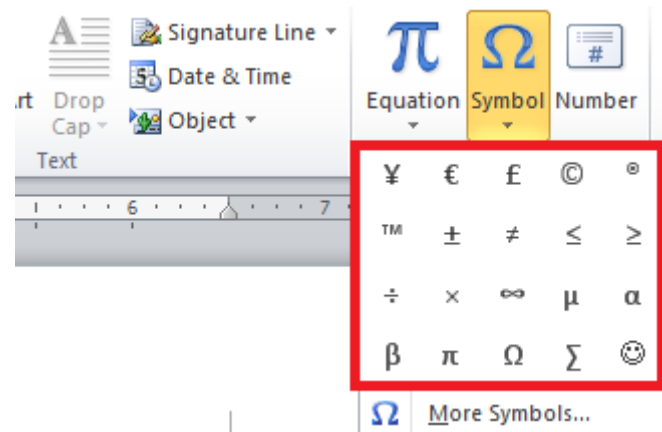
- **Left click on Insert Tab.**



- **Left click on the Symbol icon**



- In the drop down box choose your symbol and **left click** on it.



- If you need more symbols
- **left click** on **More Symbols**.
- In the dialog that pops up you can, for example accent your letters.
- Choose your symbol by **double left clicking** on it.
- When finished, **press insert** near the bottom of the box.

