


Manually entering a formula

- **Double left click** the cell

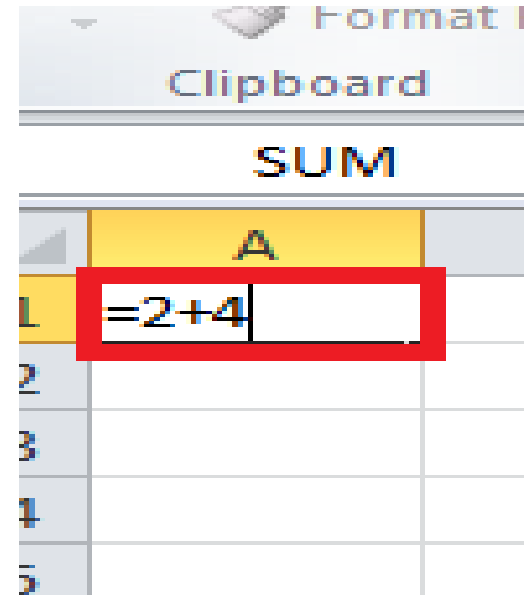
- Then **press** the = key on your keyboard



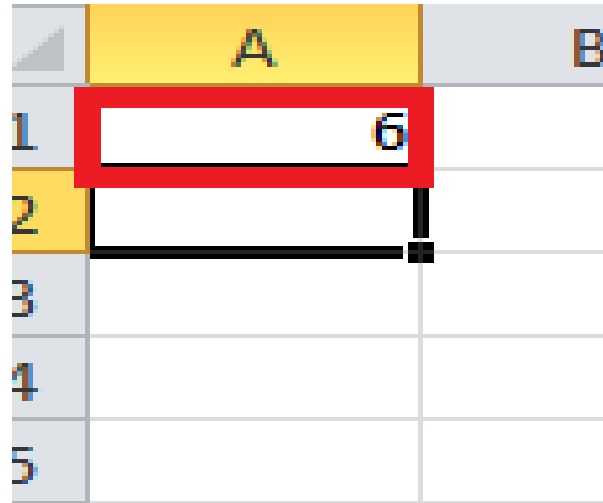
The image shows a portion of an Excel spreadsheet. The columns are labeled 'A' and 'B', and the rows are labeled '1', '2', and '3'. The cell at the intersection of column A and row 1 (cell A1) is highlighted with a red border and contains the equals sign (=). The other cells in the visible grid are empty.

	A	B
1	=	
2		
3		

- Then enter your formula in the cell



- Press **enter** on your keyboard



The image shows a portion of an Excel spreadsheet. The columns are labeled 'A' and 'B', and the rows are labeled '1' through '5'. Cell A1 contains the number '6'. A red border highlights cell A1, and a black selection handle is visible at the bottom-right corner of the cell, indicating it is selected.

	A	B
1	6	
2		
3		
4		
5		